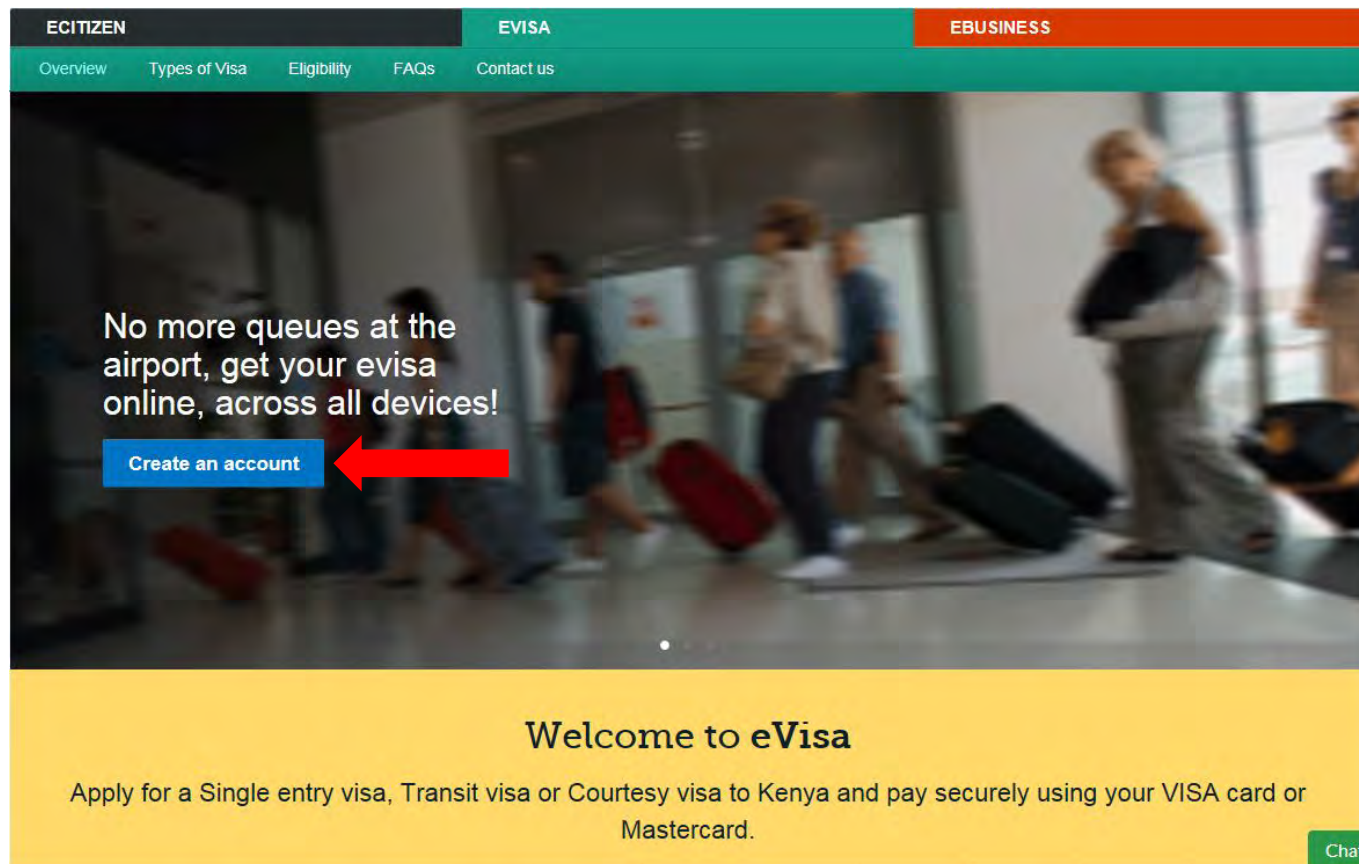


# INSTRUKCJA WYPEŁNIANIA WNIOSKU WIZOWEGO DO KENII

1. Należy wejść na stronę <http://evisa.go.ke> oraz kliknąć w pole „Create an account”



The screenshot shows the homepage of the eVisa website for Kenya. At the top, there is a navigation bar with three main sections: ECITIZEN (dark grey), EVISA (teal), and EBUSINESS (orange). Under the EVISA section, there are links for Overview, Types of Visa, Eligibility, FAQs, and Contact us. The main content area features a blurred background image of an airport terminal with people and luggage. Overlaid on this image is the text: "No more queues at the airport, get your evisa online, across all devices!". Below this text is a blue button labeled "Create an account", which is pointed to by a red arrow. At the bottom of the page, there is a yellow banner with the text "Welcome to eVisa" and "Apply for a Single entry visa, Transit visa or Courtesy visa to Kenya and pay securely using your VISA card or Mastercard." A small green "Chat" button is visible in the bottom right corner.

2. Następnie należy wybrać opcję “eVisa Visitors” i kliknąć w pole “Create an Account”

The screenshot displays the registration interface for the Kenyan eCitizen portal. At the top center is the Kenyan coat of arms. Below it, four registration options are presented in a grid:

- eCitizen Kenyan Citizen:** This account is for Kenyan citizens only. You will need your National ID number and your first name to register. Button: [Create an Account](#)
- eCitizen Foreign Residents:** This account is for foreigners residing in Kenya. You will need your foreigner certificate and your first name to register. Button: [Create an Account](#)
- eVisa Visitors:** This account is for nationals who require a visa to enter the Republic of Kenya. Button: [Create an Account](#) (highlighted with a red arrow)
- eBusiness Business:** This account is for businesses registered in Kenya. You will need your business registration number. Button: [Coming Soon!](#)

At the bottom of the page, there is a link: [Already have an account? Sign in](#). The footer contains: [eCitizen](#) [eVisa](#) [eBusiness](#) and [© 2015 - Republic of Kenya - All Rights Reserved / Terms of Use](#).

3. Kolejnym krokiem jest wypełnienie danych wymaganych w poniższym formularzu oraz kliknięcie w pole „Continue”

The image shows a screenshot of the eVisa website's registration page. The page title is "1. Create a Visitor account" with the subtitle "For Nationals who require a visa to enter Kenya". The form includes the following fields and elements:

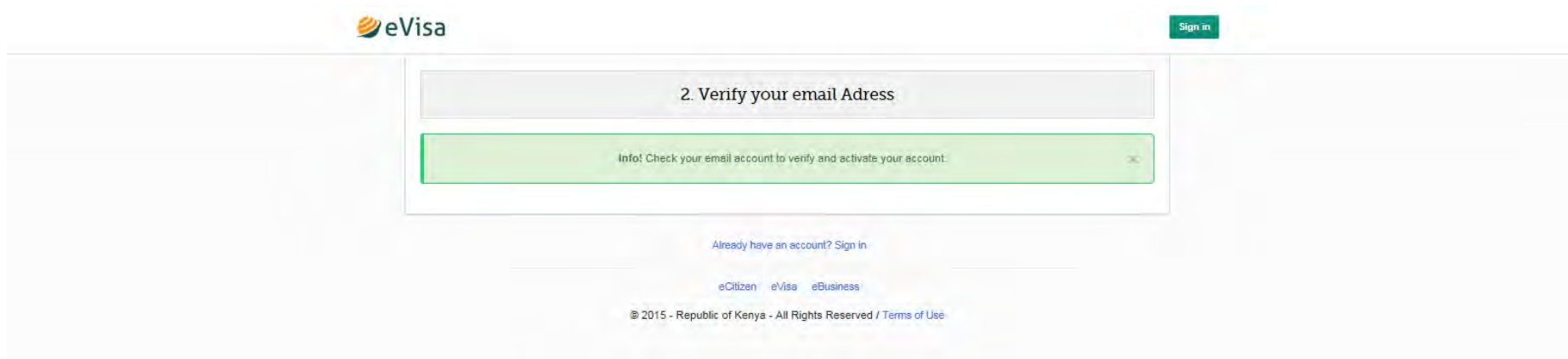
- Email:** Input field with placeholder "e.g. you@example.com".
- Confirm Email:** Input field with placeholder "e.g. you@example.com".
- Password:** Input field with placeholder "Password".
- Confirm Password:** Input field with placeholder "Confirm Password".
- First Name:** Input field with placeholder "First Name".
- Surname:** Input field with placeholder "Surname".
- Gender:** Dropdown menu with "Male" selected.
- Nationality:** Dropdown menu with "Afghanistan" selected.
- Terms and Conditions:** A checkbox labeled "I agree to the terms and conditions".
- Continue:** A large green button at the bottom of the form.
- Sign in:** A small green button in the top right corner.

Red annotations with arrows point to various parts of the form:

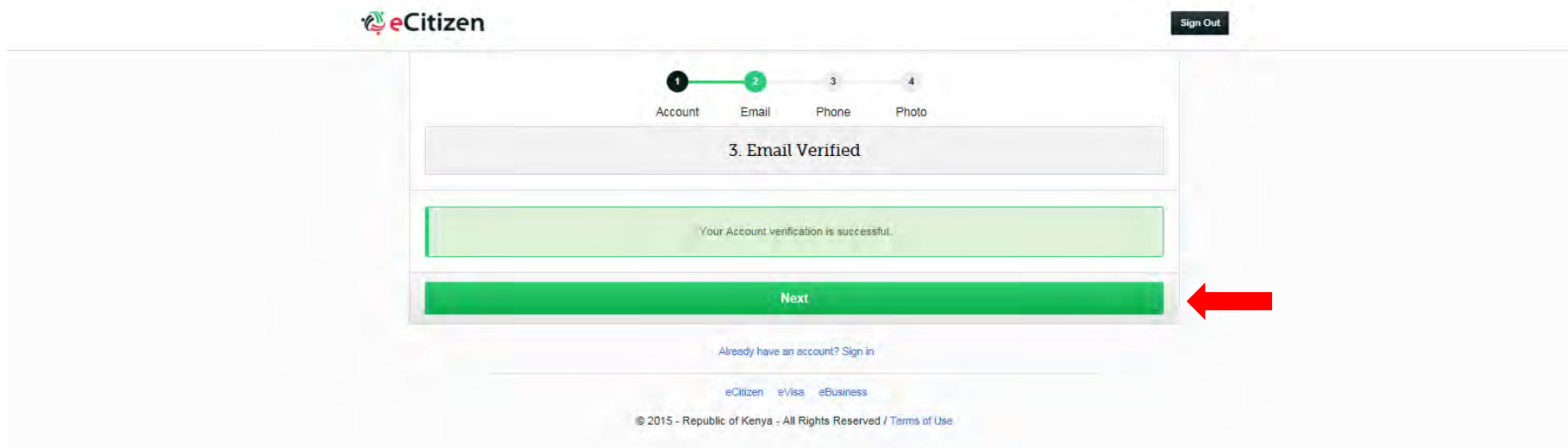
- A red box labeled "Adres e-mail" points to the Email field.
- A red box labeled "Potwierdzenie adresu e-mail" points to the Confirm Email field.
- A red box labeled "Hasło" points to the Password field.
- A red box labeled "Potwierdzenie hasła" points to the Confirm Password field.
- A red box labeled "Imię" points to the First Name field.
- A red box labeled "Nazwisko" points to the Surname field.
- A red box labeled "Płeć" points to the Gender dropdown.
- A red box labeled "Narodowość" points to the Nationality dropdown.
- A red box labeled "Akceptacja regulaminu" points to the terms and conditions checkbox.
- A red box labeled "Po wypełnieniu formularza, należy kliknąć „Continue” i przejść dalej" points to the Continue button.

Po wypełnieniu formularza, należy kliknąć „Continue” i przejść dalej

4. Po zalogowaniu się na podany w formularzu adres mailowy, należy kliknąć w link aktywacyjny



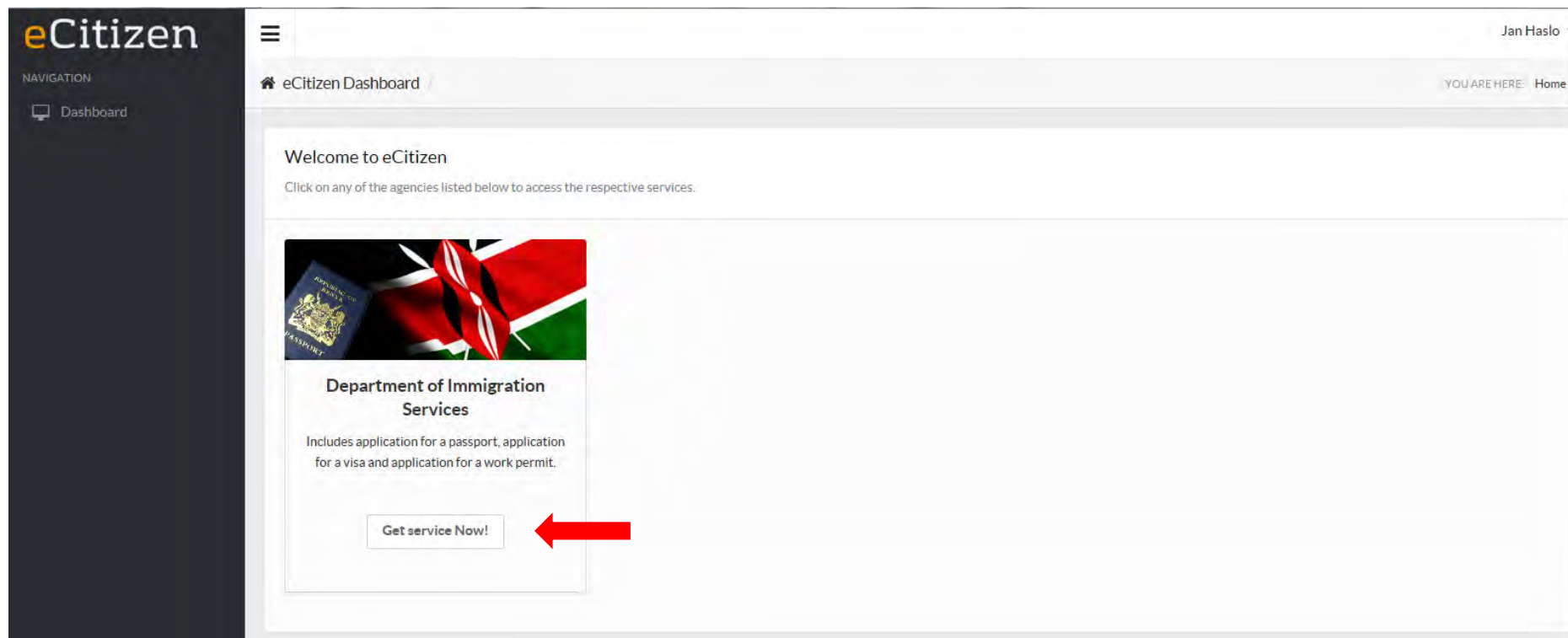
5. Kiedy konto zostanie zweryfikowane, należy wybrać pole „Next”



6. W następnej kolejności należy wgrać swoje zdjęcie w formacie paszportowym o maksymalnej rozdzielczości 500x500 pikseli. Wymagania dotyczące zdjęć znajdują się w osobnej instrukcji (<http://evisa.go.ke/assets/uploads/photography-guidelines.pdf>). Po załadowaniu zdjęcia, należy kliknąć w pole „Continue”

The screenshot shows the eCitizen portal interface. At the top left is the eCitizen logo, and at the top right is a 'Sign Out' button. A progress bar at the top center shows four steps: 1. Account, 2. Email, 3. Phone, and 4. Photo. The current step is '4. Update your photo', which includes the instruction: 'Upload a passport size photo of yourself to proceed (Maximum Dimensions 500px by 500px)'. Below this is a 'Passport Size Photo' upload field with a 'Przeglądaj...' button. A large green 'Continue' button is at the bottom, highlighted with a red arrow. At the bottom of the page, there is a link 'Already have an account? Sign in' and footer text: '© 2015 - Republic of Kenya - All Rights Reserved / Terms of Use'.

7. Kolejnym krokiem jest wybranie odpowiedniej usługi, w tym przypadku będzie to „*Department of Immigration Services*”, oraz kliknięcie pola „*Get service Now!*”




The screenshot displays the eCitizen dashboard interface. On the left, a dark sidebar contains the 'eCitizen' logo and a 'NAVIGATION' menu with a 'Dashboard' link. The main content area features a 'Welcome to eCitizen' message and a list of service cards. The first card, titled 'Department of Immigration Services', includes a header image of a passport and the Danish flag, a description of services, and a 'Get service Now!' button. A red arrow points to this button. The top right of the dashboard shows the user's name 'Jan Haslo' and a breadcrumb trail 'YOU ARE HERE: Home'.



**8. Należy wybrać pole „Submit Application”**



WELCOME TO DEPARTMENT OF IMMIGRATION


You can now apply for all your immigration services here. Click on the license you require below and pay online now.






  
[SUBMIT APPLICATION](#)


  
MY APPLICATIONS 


  
DOWNLOADS 

  
OTHER AGENCIES

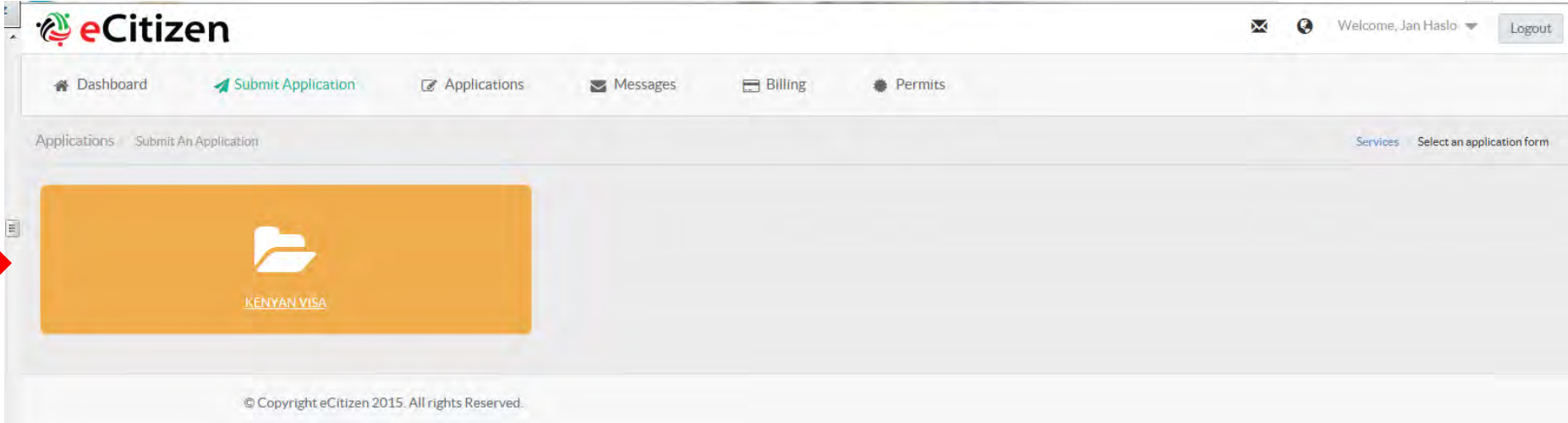
  
PAYMENTS 

  
MESSAGES

  
MY ACCOUNT

  
MY DRAFTS

9. Kliknąć okienko „Kenyan Visa”



The screenshot displays the eCitizen web interface. At the top left is the eCitizen logo. The top right corner shows a user profile with the text "Welcome, Jan Haslo" and a "Logout" button. Below the header is a navigation bar with links for "Dashboard", "Submit Application", "Applications", "Messages", "Billing", and "Permits". The main content area is titled "Applications" and includes a sub-link "Submit An Application". On the right side of this area, there are links for "Services" and "Select an application form". A large orange button with a folder icon and the text "KENYAN VISA" is prominently displayed. A red arrow points to the left side of this button. At the bottom of the page, there is a copyright notice: "© Copyright eCitizen 2015. All rights Reserved."



10. Następnie wybrać typ wizy „Apply for a Single Entry Visa”



[1. Apply for a Single Entry Visa](#)

A Single Entry visa is issued for single entry to persons whose nationalities require visa to enter Kenya either for business, tourism or medical reasons.

[Learn More](#)



[2. Apply for a Transit Visa](#)

A Transit Visa is issued to persons connecting through Kenya to other destinations for a period not exceeding 72 hours,

[Learn More](#)



[3. Apply for a Courtesy/Diplomatic Visa](#)

This a visa issued to diplomatic, official and service passport holders coming into the country on official duties, or transiting through Kenya to a third country for official business or duties.

[Learn More](#)

CATEGORIES

[KENYAN VISA](#)

[Passport and Temporary Permits](#)

## 11. Po zapoznaniu się z poniższymi warunkami należy je zaakceptować, klikając w pole „Apply Now”

**1. APPLY FOR A SINGLE ENTRY VISA**

**SINGLE ENTRY VISA**

Issued for single entry to persons whose nationalities require visa to enter Kenya either for business, tourism or medical.

What you need to Know before you apply

1. How to apply and disclaimer.
2. Who requires a Visa?
3. Types of eVisa available.
4. Requirements on Arrival.
5. Photo Guidelines.

**REQUIREMENTS FOR SINGLE JOURNEY VISA**

1. Valid travel document not less than six months.
2. Complete visa application form.
3. At least One Blank page in the holders passport.
4. Return ticket.

**VISA FEES**

Visa Type	Visa Fees
SINGLE JOURNEY VISA + Service Charge	\$51.00

**Note**

1. Visa processing fee is non-refundable.
2. All Visa Applications attract a \$1 Service Charge.
3. Incomplete applications will be rejected.
4. The possession of a visa is not the final authority to enter the Republic of Kenya.
5. Engaging in any form of business or employment without a requisite permit or pass is an offence.
6. Please note that a visa is required prior to entry into Kenya.

**Apply Now**

**KENYAN VISA**

1. Apply for a Single Entry Visa
2. Apply for a Transit Visa
3. Apply for a Courtesy/Diplomatic Visa

**Wiza uprawnia do jednorazowego wjazdu oraz dotyczy obywateli państw, którzy zobowiązani są posiadać wizę w przypadku podróży biznesowych, turystycznych lub medycznych.**

**Wymagania do wizen jednorazowego wjazdu do Kenii:**

1. Paszport ważny minimum 6 miesięcy
2. Uzupełniony wniosek wizowy
3. Przynajmniej jedna wolna strona w paszporcie
4. Bilet na przelot w obie strony.

**OPŁATA ZA WIZĘ: Wiza jednorazowego wjazdu do Kenii wraz opłatą serwisową \$51.00.**

**NOTA:**

1. Opłata za wizę jest bezwrotna.
2. Wszystkie wnioski o wizę są obciążone dodatkową opłatą serwisową w wysokości \$1.
3. Niekompletne wnioski zostaną odrzucone.
4. Posiadanie wizen nie jest ostatecznym pozwoleniem na wjazd do Kenii.
5. Angażowanie się w jakiegokolwiek formy zatrudnienia przed otrzymaniem pozwolenia jest przestępstwem.
6. Wiza jest wymagana przed wjazdem do Kenii.

12. Należy wypełnić wszystkie dane osobowe w poniższym formularzu zgodnie z danymi z paszportu oraz kliknąć „Continue”

**eCitizen** Welcome, Jan Hasło Logout

Dashboard Submit Application Applications Messages Billing Permits

Application Form Submit an Application Application Form 1. Apply for a Single Entry Visa

1420226-002 - 1. Apply for a Single Entry Visa

1 Traveler Information 2 Nationality and Residence 3 Travel Document Info 4 Travel Information 5 Travel History 6 Supporting Documents 7 Review Your Entry 8 Payment

\$51.00 TOTAL

Where are you making this application from? \*  **Miejsce, skąd dokonywana jest aplikacja?**

Are you applying for yourself or for your Child? \*  **Czy aplikacja dokonywana jest we własnym imieniu czy dla dziecka?**


Note that all adults require to register for an ecitizen account.

**Traveler Information**

Surname / Family Name \*  **Nazwisko (zgodnie z paszportem)**  
Must Match Passport


Other Names in Full \*  **Imiona (zgodnie z paszportem)**  
Must Match Passport

Gender \*  Female  Male **Płeć:**  
 Kobieta  Mężczyzna

Date of Birth \*  /     
/MM /DD YYYY

Must match passport

Place of Birth \*   
Must match passport

Country of Birth \*   **Kraj urodzenia**

Current occupation \*  **Aktualnie wykonywany zawód**


Fathers Name \*  **Imię ojca**

Mothers Name \*  **Imię matki**

Spouse Name  **Imię małżonka (opcjonalnie)**

\$51.00  
TOTAL

**Continue** **Save my progress and resume later**

© Copyright eCitizen 2015. All rights Reserved. 

Data urodzenia w formacie  
Miesiąc/Dzień/Rok  
(zgodnie z paszportem)

Miejsce urodzenia (zgodnie z paszportem)

Kraj urodzenia

Aktualnie wykonywany zawód

Imię ojca

Imię matki

Imię małżonka (opcjonalnie)



- 1 Traveler Information
- 2 **Nationality and Residence**
- 3 Travel Document Info
- 4 Travel Information
- 5 Travel History
- 6 Supporting Documents
- 7 Review Your Entry
- 8 Payment

\$51.00  
TOTAL

### Nationality and Residence

Country of Nationality (Citizenship) \*

Obywatelstwo

[Can't find your Nationality? Click here to find out why.](#)

Country of Residence \*

Kraj zamieszkania

Physical address in the Country of Residence \*

Adres zamieszkania

Phone Number

in the Country of Residence

Numer telefonu (opcjonalnie)

City / Town: \*

Miejscowość

Email \*

in the Country of Residence

Adres e-mail

\$51.00  
TOTAL

- Continue**
- Previous
- Save my progress and resume later



- 1 Traveler Information
- 2 Nationality and Residence
- 3 **Travel Document Info**
- 4 Travel Information
- 5 Travel History
- 6 Supporting Documents
- 7 Review Your Entry
- 8 Payment

\$51.00  
TOTAL

Passport / Travel Document Info

Passport Number \*

**Numer paszportu**

Place of issue \*

**Miejsce wydania**

Date of Issue \*  
/MM /DD YYYY

**Data wydania paszportu w formacie Miesiąc/Dzień/Rok**

Must Match Passport

Expiry date \*  
/MM /DD YYYY

**Data ważności paszportu w formacie Miesiąc/Dzień/Rok**

Passport must be valid for atleast next 6 months

**Paszport musi być ważny minimum przez 6 miesięcy**

Issued by \*  
Must Match Passport

**Organ wydający paszport (zgodnie z paszportem)**

\$51.00  
TOTAL



- Continue**
- Previous
- Save my progress and resume later

**13. Konieczne jest wypełnienie wszystkich danych dotyczących pobytu w Kenii zgodnie z rezerwacją oraz kliknięcie „Continue”**

**a. Adres oraz adres e-mail hotelu należy wpisać zgodnie z załączoną poniżej tabelą**

The screenshot shows the 'Travel Information' section of a visa application form. The form is titled '1420226-002 - 1. Apply for a Single Entry Visa'. The progress bar indicates the current step is 'Travel Information' (step 4). The total fee is \$51.00. The form fields are annotated with red boxes and arrows:

- Reason For Travel:** A dropdown menu with a red box labeled 'Cel podróży' (Purpose of travel).
- Proposed Date of Entry:** Three input fields for MM, DD, and YYYY, with a red box labeled 'Planowana data wjazdu do Kenii' (Planned date of arrival in Kenya).
- Proposed Date of Departure from Kenya:** Three input fields for MM, DD, and YYYY, with a red box labeled 'Planowan data wyjazdu z Kenii' (Planned date of departure from Kenya).
- Full names and Physical address of Hotels / Places / Firms / Friends or Relatives to be visited in Kenya:** A large text area with a red box labeled 'Nazwa i adres miejsca pobytu w Kenii (hotelu)' (Name and address of the place of stay in Kenya (hotel)).
- Telephone/Cell no.:** An input field with a red box labeled 'Numer telefonu hotelu (opcjonalnie)' (Hotel phone number (optional)).
- Email:** An input field with a red box labeled 'Adres e-mail hotelu' (Hotel email address).
- Arriving by:** A dropdown menu with 'Air' selected, with a red box labeled 'Droga transportu (należy wybrać Air)' (Mode of transport (must select Air)).
- Select Point of Entry by Air:** A dropdown menu with 'Moi Airport Mombasa' selected, with a red box labeled 'Docelowy port lotniczy (należy wybrać Moi Airport Mombasa)' (Destination airport (must select Moi Airport Mombasa)).

At the bottom of the form, there are three buttons: 'Continue', 'Previous', and 'Save my progress and resume later'. A red arrow points to the 'Continue' button.

Kod hotelu	Nazwa hotelu	Adres	E-mail
MBA10913	SAFARI Mombasa rendez-vous	Prosimy podać adres oraz adres e-mail hotelu pobytowego w Kenii zgodnie z tabelą.	
MBA10935	PAKIET Baobab Beach Resort + SAFARI Taita Hills	P.O BOX 32, Diani Beach, Ukunda, 80400, Kenya	info@baobab-beach-resort.com
MBA10937	SAFARI Tsavo East & Aruba	Prosimy podać adres oraz adres e-mail hotelu pobytowego w Kenii zgodnie z tabelą.	
MBA10960	SAFARI U stóp Kiliminadżaro	Pollmans House, Bamburi Road, PO Box 84198, Mombasa 80100, Kenya	pollmans@pollmans.co.ke
MBA10962	SAFARI Fascynujące barwy Kenii		
MBA11008	Bahari Beach Hotel	North Coast, Nyali Beach, Mount Kenya Road, Mombasa, 80100, Kenya	info@baharibeach.net
MBA11010	Reef Hotel	North Coast, Nyali Beach Mombasa, 80100, Kenya	info@reefhotelkenya.com
MBA11015	Voyager Beach Resort	Mount Kenya Road Nyali Beach, 80118, Kenya	sales@heritagehotels.co.ke
MBA12024	Severin Sea Lodge	Bamburi Beach, Malindi Road P.O. Box 82169 Mombasa, 80100, Kenya	severin@severin-kenya.com
MBA12030	Neptune Beach Resort	Bamburi Beach, P.O. Box 83125 Mombasa, 83125, Kenya	info@neptunehotels.com
MBA12110	Bamburi Beach	Bamburi Beach, P.O. Box 83966 Mombasa, 80100, Kenya	info@bamburibeachkenya.com
MBA13033	Serena Beach Hotel & Spa	Shanzu Beach Mombasa, 80100, Kenya	mombasa@serena.co.ke
MBA21001	Swahili Beach Resort	P.O. Box 5202 Diani Beach, 80401, Kenya	info@swahilibeach.com
MBA21011	The Maji Beach Boutique Hotel	Diani Beach Road, Diani Beach, Ukunda, 80400, Kenya	info@the-maji.com
MBA21014	Southern Palms Beach Resort	Diani Beach, South Coast, 363, Ukunda, 80100, Kenya	infodesk@southernpalmskenya.com
MBA21027	Leisure Lodge Hotel	Diani Beach Road, P.O.Box 84383-80100, Diani Beach, 80400, Kenya	reservations@leisurelodgeresort.com
MBA21030	Diani Sea Resort	P.O. Box 37, Ukunda, 80400,	reservation@dianisea.com



		Kenya	
MBA21031	Leopard Beach Resort & Spa	P.O. Box 34, , Diani Beach Road, South Coast, 80400 Kenya	reservations@leopardbeachresort.com
MBA21032	Diani Sea Lodge	Diani Sea Lodge, P.O. Box 37, Ukunda, 80400, Kenya	reservation@dianisea.com
MBA21035	Baobab Beach Resort & Spa	P.O BOX 32, Diani Beach, Ukunda, 80400, Kenya	info@baobab-beach-resort.com
MBA21036	The Sands at Nomad	Diani Beach, P.O. Box 5066, South Coast, 80401, Kenya	info@thesandsatnomad.com
MBA21070	Diani Reef Beach Resort & Spa	P.O. Box 35, Ukunda, 80400, Mombasa, Kenya	rsv@dianireef.com
MBA22010	Amani Tiwi Beach Resort	Diani Beach Road, Ukunda/Tiwi Beach, 80400 Kenya	info@amanitbr.com
MBA24001	Neptune Village Beach Resort & SPA	PO BOX 696, Diani Beach Road Galu Beach, Ukunda Coast, Kenya	info@neptunehotels.com
MBA24002	Neptune Paradise Beach Resort & SPA		
MBA24005	Neptune Palm Beach Boutique Resort & SPA		
MBA24010	Pinewood Beach Resort	Meru Road, P O Box 90521 Mombasa, Kenya	info@pinewood-beach.com

1420226-002 - 1. Apply for a Single Entry Visa

- 1 Traveler Information
- 2 Nationality and Residence
- 3 Travel Document Info
- 4 Travel Information
- 5 Travel History
- 6 Supporting Documents
- 7 Review Your Entry
- 8 Payment

\$51.00  
TOTAL

Travel History

Dates and Duration of recent visits to Other countries in the last 3 months \*

Daty i długości wizyt zagranicznych w ciągu ostatnich trzech miesięcy

Dates and Duration of previous visits to Kenya \*

Daty i długości poprzednich wizyt w Kenii

Will you be returning to your Country of Residence/Domicile? \*

Czy planujesz wrócić do swojego kraju?

Have you been previously denied entry into Kenya? If yes state when and give reasons for denial. \*

Have you been previously denied entry into another Country? If yes state when and give reasons for denial. \*

Have you ever been convicted of any offence under any system of law? If yes give offense and penalty? \*

Czy kiedykolwiek wcześniej odmówiono Ci wjazdu do Kenii? Jeśli tak, podaj datę oraz przyczynę odmowy.

Czy kiedykolwiek wcześniej odmówiono Ci wjazdu do jakiegokolwiek kraju? Jeśli tak, podaj datę oraz przyczynę odmowy.

Czy kiedykolwiek zostałeś skazany za popełnienie przestępstwa? Jeśli tak, podaj przestępstwo i karę.

\$51.00  
TOTAL

Continue

Previous

Save my progress and resume later



1  
Traveler Information2  
Nationality and Residence3  
Travel Document Info4  
Travel Information5  
Travel History6  
Supporting Documents7  
Review Your Entry8  
Payment\$51.00  
TOTAL

## Supporting Documents

Scan or take a photo of your passport's bio data page then attach.\*

Przełóż...

The following are guidelines that will help prevent delays from an unacceptable passport upload Do: Scan your original passport (don't scan a photocopy of your passport) Scan in color Open your passport and lay it flat on the scanner so that all four corners show up on the final scanned image Make sure your entire passport information page and signature page are captured in the image Make sure your passport image is clear and legible, with no reflection or glare Don't: Don't scan a photocopy of your passport (scan the original instead) Don't scan in black and white Don't crop your image so that only part of your passport is visible

Zeskanuj lub zrób zdjęcie strony z paszportu zawierającej dane osobowe

**WSKAZÓWKI:** Zeskanuj paszport, nie jego kopię. Skanuj otwarty paszport w taki sposób, aby jego skan był czytelny. Skanuj w kolorze, nie w wersji czarno-białej. Nie przycinaj zdjęcia, cała strona z paszportu musi być widoczna.

Upload additional Documents\*

e.g Invitation letter, Hotel Booking or travel Itinerary

Prześlij dodatkowe dokumenty

Np. zaproszenie, rezerwacja hotelowa, plan podróży

Attach a passport photo 5.5cm by 5.5cm\*

The following are guidelines that will help prevent delays from an unacceptable photo upload Photograph for visa(s) cannot be the same photograph that is in your passport. Must be taken within the past 6 months, showing current appearance. Must be in color. Must show full face, front view with a plain white or off-white background. Must be taken in normal street attire. Uniforms should not be worn in photographs except religious attire that is worn daily. Do not wear a hat or headgear that obscures the hair or hairline. If you normally wear prescription glasses, a hearing device, wig or similar articles, they should be worn for your picture. Dark glasses or nonprescription glasses with tinted lenses are not acceptable unless you need them for medical reasons. A medical certificate may be required.

Dołącz zdjęcie paszportowe o wymiarach 5,5 cm x 5,5 cm

**WSKAZÓWKI:** Zdjęcie do wizy nie może być tym samym zdjęciem, które umieszczone jest w paszporcie. Musi być zrobione w ciągu ostatnich 6 miesięcy, ukazywać aktualny wygląd, musi być kolorowe, pokazywać całą twarz przodem na białym, jednolitym tle, ubranie codzienne, bez mundurów (za wyjątkiem ubrań związanych z wyznaniem, noszonych na co dzień), bez nakrycia głowy zasłaniającego włosy. Jeśli na co dzień nosisz okulary, aparat słuchowy lub perukę, miej je również na zdjęciu. Ciemne okulary są nieakceptowalne, chyba że, potrzebujesz ich z medycznych powodów (może być wymagane zaświadczenie lekarskie). Dokładne wymagania odnośnie zdjęć znajdują się poniżej: <http://evisa.go.ke/assets/uploads/photography-guidelines.pdf>

## DECLARATION

(WARNING: Giving false information may result in rejection of an application or prosecution.)

 I declare that to the best of my knowledge and belief all the statements on this form are true.

Oświadczam, że podane informacje są prawdziwe zgodnie z moją wiedzą i przekonaniem.

**OSTRZEŻENIE:** Podanie fałszywych informacji może skutkować odrzuceniem wniosku lub postępowaniem sądowym

14. Proszę sprawdzić jeszcze raz wprowadzone dane. W przypadku, gdy są one kompletne, należy kliknąć w pole „Submit”


The screenshot shows the 'Review Your Entry' page in the eCitizen system. At the top, there is a navigation bar with the eCitizen logo, user information 'Welcome, Jan Haslo', and a 'Logout' button. Below this is a secondary navigation bar with links for 'Dashboard', 'Submit Application', 'Applications', 'Messages', 'Billing', and 'Permits'. The main content area is titled 'Application Form' and 'Submit an Application'. The 'Review Your Entry' section includes a progress bar with eight steps: 1. Traveler Information, 2. Nationality and Residence, 3. Travel Document Info, 4. Travel Information, 5. Travel History, 6. Supporting Documents, 7. Review Your Entry (highlighted in green), and 8. Payment. A 'TOTAL' amount of '\$51' is displayed on the right. Below the progress bar is a table of application details.


Where are you making this application from?	Poland
Are you applying for yourself or for your Child?	Self
Surname / Family Name	Haslo
Other Names in Full	Jan
Gender	Male
Date of Birth	May 01, 1980
Place of Birth	Warszawa
Country of Birth	Poland
Current occupation	Student
Fathers Name	Jan
Mothers Name	Janina
Current Nationality	Poland
Country of Residence	Poland

Current Nationality	Poland
Country of Residence	Poland
Physical address in the Country of Residence	Warszawa
City / Town:	Warszawa
Email	yeseqegp@tryalert.com
Passport Number	AAD12345
Place of issue	Warszawa
Date of Issue	Jan 01, 2010
Expiry date	Jan 01, 2020
Issued by	Wojewoda Mazowiecki
Reason For Travel	Tourism
Proposed Date of Entry	Jan 01, 2016
Proposed Date of Departure from Kenya	Mar 01, 2017
Full names and Physical address of Hotels / Places / Firms / Friends or Relatives to be visited in Kenya	Bamburi Hotel
Email	bamburi@bamburi.com
Arriving by	Air
Select Point of Entry by Air	Moi Airport Mombasa
Dates and Duration of recent visits to Other countries in the last 3 months	no
Dates and Duration of previous visits to Kenya	no
Will you be returning to your Country of Residence/Domicile?.	Yes
Have you been previously denied entry into Kenya? If yes state when and give reasons for denial.	No
Have you been previously denied entry into another Country? If yes state when and give reasons for denial.	No
Have you ever been convicted of any offence under any system of law? If yes give offense	No



Issued by	Wojewoda Mazowiecki
Reason For Travel	Tourism
Proposed Date of Entry	Jan 01, 2016
Proposed Date of Departure from Kenya	Mar 01, 2017
Full names and Physical address of Hotels / Places / Firms / Friends or Relatives to be visited in Kenya	Bamburi Hotel
Email	bamburi@bamburi.com
Arriving by	Air
Select Point of Entry by Air	Moi Airport Mombasa
Dates and Duration of recent visits to Other countries in the last 3 months	no
Dates and Duration of previous visits to Kenya	no
Will you be returning to your Country of Residence/Domicile?.	Yes
Have you been previously denied entry into Kenya? If yes state when and give reasons for denial.	No
Have you been previously denied entry into another Country? If yes state when and give reasons for denial.	No
Have you ever been convicted of any offence under any system of law? If yes give offense and penalty?	No
Scan or take a photo of your passport's bio data page then attach.	beznazwy.png ( B)
Upload additional Documents	beznazwy.png ( B)
Upload a passport size photo. 500pixels x 500pixels	beznazwy.png ( B)
<input checked="" type="checkbox"/> I declare that to the best of my knowledge and belief all the statements on this form are true.	

 [Submit](#) [Previous](#)

© Copyright eCitizen 2015. All rights Reserved. 

15. Następnie należy dokonać płatności za wizę za pomocą karty debetowej, kredytowej lub karty typu pre-paid.  
System akceptuje płatności kartami MasterCard lub Visa.

### CHOOSE YOUR PAYMENT METHOD

Debit/Credit/Prepaid Card



To Pay your bill ( USD 52.53) via Your Visa or MasterCard. Enter Your Card Details Below then click 'Complete'

Enter Card Number

Numer karty

CVV

The last three digits at the back of your card

Numer CVV ( 3 cyfry podane na odwrócie karty)

Expiration Date

Month

Year

Termin ważności karty (Miesiąc i Rok)

Complete

### BILLING DETAILS

JAN HASLO

ID. No: yeseqegp@tryalert.com

Email: yeseqegp@tryalert.com

Phone:

Reference: 7561/99541/212477

### ORDER SUMMARY

1. Apply for a Single Entry Visa	USD 51
Card Handling Fee	USD 1.53
<b>Total:</b>	<b>USD 52.53</b>

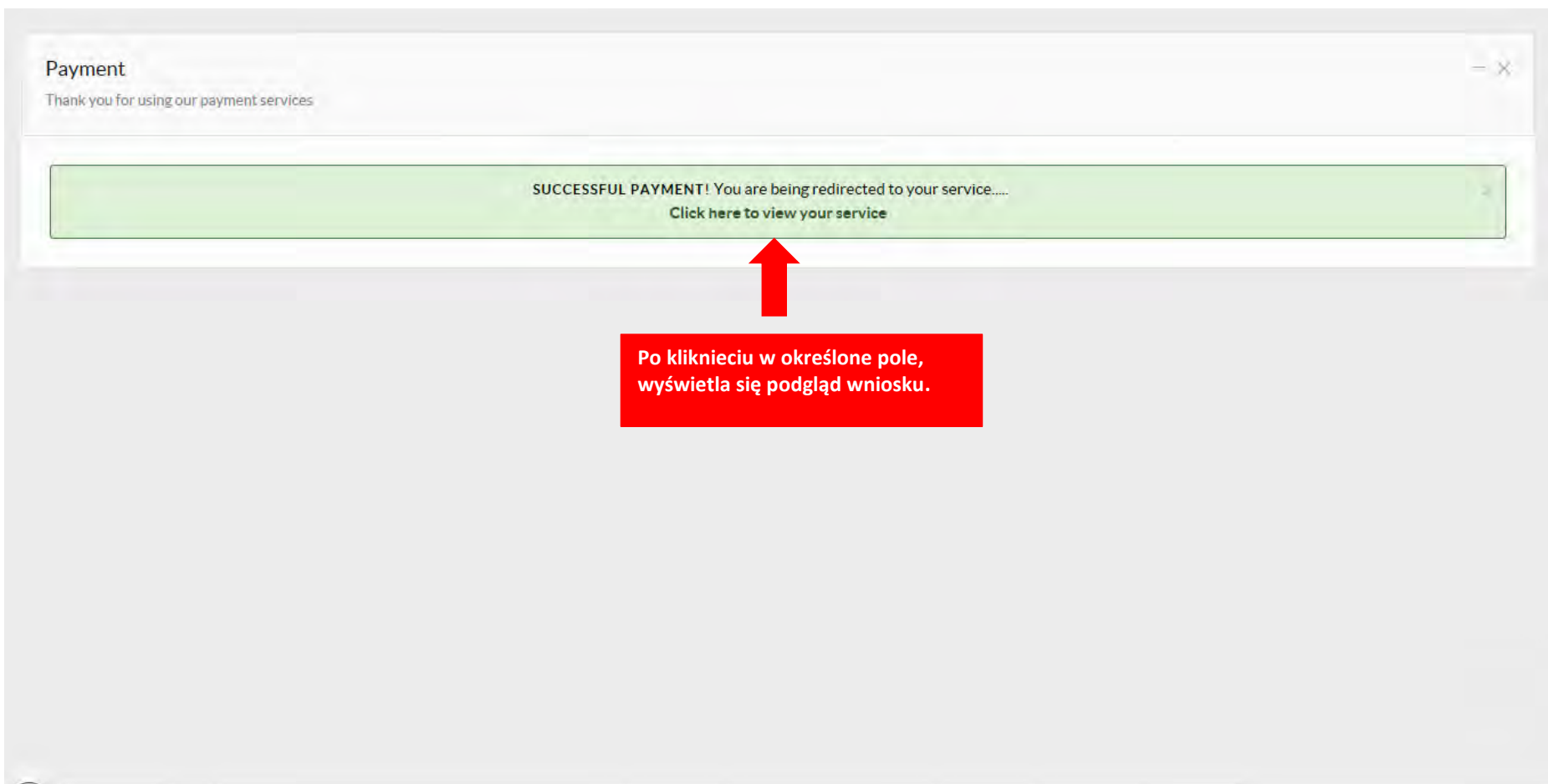
Need Help?  
Call us now

+254 708 206 206






**16. Po dokonaniu płatności zostanie wyświetlone potwierdzenie**



## 17. Podgląd wysłanego wniosku

 ✉ 👤 Welcome, ▼ Logout

[Dashboard](#) [Submit Application](#) [Applications](#) [Messages](#) [Billing](#) [Permits](#)

My Applications Applications [1. Apply for a Single Entry Visa](#)

**APPLICATION SUMMARY**

[Single Entry](#)

Submitted by

Date of Submission 2015-09-15 @ 10:41:18

Days in progress 1 days

Application Status [Approval](#)

**SE-AAAA**  
Service Code: 142  
Approval

[Details](#) [Comments](#) [Invoices](#) [Messages](#)

**Where are you making this application from?** Poland

**Are you applying for yourself or for your Child?** Self

**Surname / Family Name**

**Other Names in Full**

**Gender** Male

**Date of Birth**

**Place of Birth** Warszawa

**Country of Birth** Poland

**Current occupation**

**Fathers Name**

**Mothers Name**

18. W przeciągu ok. 48 godzin wniosek powinien zostać zatwierdzony. Wniosek potwierdzany jest wiadomością e-mail, wysłaną na podany podczas rejestracji adres.

The screenshot shows the eCitizen portal interface. At the top, there is a navigation bar with icons for Dashboard, Submit Application, Applications, Messages, Billing, and Permits. The user is logged in as 'Welcome.' with a 'Logout' button. The main content area is titled 'My Applications' and shows a list of applications, with one application selected: '1. Apply for a Single Entry Visa'. A button labeled 'View Single Entry (2015-09-15 22:42:16)' is visible. The application details are displayed in a table format. The application ID is 'SE-AA' with a service code of '14' and a status of 'Issued'. The details include: 'Where are you making this application from?' (Poland), 'Are you applying for yourself or for your Child?' (Self), 'Surname / Family Name', 'Other Names in Full', 'Gender' (Male), 'Date of Birth', 'Place of Birth' (Warszawa), 'Country of Birth' (Poland), 'Current occupation', and 'Fathers Name'. On the left side, there is an 'APPLICATION SUMMARY' section. It shows 'Single Entry' and 'Submitted by'. The 'Date of Submission' is '2015-09-15 @ 10:41:18' and the 'Date of Approval' is '2015-09-15 @ 22:42:16'. A red box highlights the 'Days in progress' (1 days) and 'Application Status Issued' fields. A red arrow points to this box.

**APPLICATION SUMMARY**

Single Entry

Submitted by

Date of Submission 2015-09-15 @ 10:41:18

Date of Approval 2015-09-15 @ 22:42:16

Days in progress **1 days**

Application Status Issued

Details	Comments	Invoices	Messages
SE-AA			
Service Code: 14			
Issued			
Where are you making this application from?	Poland		
Are you applying for yourself or for your Child?	Self		
Surname / Family Name			
Other Names in Full			
Gender	Male		
Date of Birth			
Place of Birth	Warszawa		
Country of Birth	Poland		
Current occupation			
Fathers Name			

19. Podgląd gotowej wizen, którą należy wydrukować przed wyjazdem.

The screenshot shows the eCitizen portal interface. At the top, there is a navigation bar with 'Dashboard', 'Submit Application', 'Applications', 'Messages', 'Billing', and 'Permits'. The 'Permits' section is active. Below the navigation bar, there is a breadcrumb trail: 'YOU ARE HERE: Home > Permits > SE-A'. The main content area is titled 'Service Details' and contains the following information:

- DEPARTMENT OF IMMIGRATION SERVICES** logo and contact information: DIS@IMMIGRATION.GO.KE, WWW.IMMIGRATION.GO.KE, +254-20-2222022, +254-20-2217544, +254-20-2218833.
- EVISA** title.
- SELF APPLICATION SE-A** with a barcode.
- VISA INFORMATION** table:

NUMBER	VISA TYPE	DATE OF ISSUE	DATE OF EXPIRY
SE-A	SINGLE ENTRY	15 SEPTEMBER 2015	14 DECEMBER 2015

- VISITOR INFORMATION** table:

FULL NAME:	
DATE OF BIRTH:	GENDER: MALE
PASSPORT NO.:	PASSPORT PLACE OF ISSUE: WARSZAWA
PASSPORT DATE OF ISSUE: SEPTEMBER	PASSPORT EXPIRY DATE: SEPTEMBER
NATIONALITY: POLAND	REASON FOR TRAVEL: TOURISM TOURISM

- CONTACT DETAILS** table:

HOME PHONE NUMBER:	KENYAN PHONE NUMBER:
EMAIL ADDRESS:	

- NOTES**:
  - The possession of a visa is not the final authority to enter the Republic of Kenya.
  - Engaging in any form of business or employment without a requisite permit or pass is an offense.
  - A visa to Kenya once issued is valid for 3 months before you travel.
  - Once you present yourself to immigration control at the port of entry, you may be issued with a stay period not exceeding 90 days, which may be renewed for a further 90 days at the immigration headquarters.

On the left side, there is an 'APPLICATION SUMMARY' section with the following details:

- Single Entry
- Submitted by
- Date of Submission 2015-09-15 @ 10:41:18
- Date of Approval 2015-09-15 @ 22:42:16
- Days in progress: **1 Days**
- Application Status Issued

A red box highlights the 'Print' button in the top right corner of the main content area, and a red arrow points to it from the right.